



BIBO-Zahlen? What's that?

Bibo-Zahlen, that's a server-based database, where you can find bridge-rating-numbers for the card-game BRIDGE for any BBO- (Bridge Base Online) Player all over the world.

These Bridge-rating-numbers are calculated from bridge-tournaments, which are played on the BBO-Bridge-Server.

The following principle applies: The higher the BIBO-Zahl of a player, the higher is his playing-strength.

The average of all BIBO-Zahlen is exactly 4.000.

Based on our experience, you can approximately group the playing-strength like this:

BIBO-ZAHL > 5.200	world class
BIBO-ZAHL 4.800 - 5.200	TOP-player
BIBO-ZAHL 4.500 - 4.800	very strong player
BIBO-ZAHL 4.000 - 4.500	strong player
BIBO-ZAHL 3.500 - 4.000	good player
BIBO-ZAHL 3.000 - 3.500	normal club-player
BIBO-ZAHL 2.500 - 3.000	Hobby-player
BIBO-ZAHL 2.000 - 2.500	a little bit advanced player
BIBO-ZAHL < 2.000	beginner

The Bibo-Zahlen are calculated by a complex algorithm, which uses mainly the following factors:

playing-strength of the opponents, playing-strength (BIBO-Zahl) of the partner, the own playing-strength, experience of each player (this means, how many calculated boards have been played until now), and of course the result of every board .

The following types of tournaments are calculated::

- a) Pairs (IMP)
- b) Pairs (MP)
- c) Individual (IMP)
- d) Individual (MP)

At this moment, there's no calculation for:

- a) Teams

We will NEVER do a calculation for :

- a) Tournaments with "Gulash-Mode"
- b) Tournaments with other scoring methods as MP or IMP (f.e. TOTAL Points)
- c) Tournaments, for which you have to pay an entry fee on BBO

Based on the big number of tournaments played every day on BBO, Bibo-Zahlen.de isn't able to calculate all the tournaments, which are played daily.

You can find an actually list of the tournaments, which are calculated by Bibo-Zahlen.de by pressing the button: "Tournaments, which are currently calculated for standard".

So, if you'd like to change your Bibo-Zahl, you have to play one of the listed tournaments.

If you'll play another, which isn't listed, you won't change your Bibo-Zahl in any way.

We try to higher the number of calculated tournaments step by step. So, it would be a good idea, to look occasionally at this list, to see, if the tournament, you want to play, will be calculated.

The following note is important:

If you are playing first time a bibo-calculated tournament, your starting-Bibo-Zahl will be 4.000.

But, the calculation-algorithm is made like this, that at the beginning, the change of your Bibo-Zahl is much more higher, than it will be later. So, f.e. very strong players will reach their corresponding Bibo-Zahl within a few played boards (of course, it's the same for weak players).

After 65 calculated boards for you, you reach se so called "saturation".

From this moment on, all players will be calculated in the same way, and the change of your Bibo-Zahl won't be as big as before. Rarely you'll receive a change of 100 Bibo-points (+ or -) from this moment. (of course, this depends of the number of boards played in a specific tournament)

USE of BIBO-Zahlen.de

In principle, everybody can use Bibo-Zahlen.de. Cause there is the possibility for every BBO-Player, to save his personal information in the Bibo-Database (including a picture), we had to install a "Log-In", for security reasons.

How to log in?

1) If your BBO-Nick is already registered in the database, you can log in just with your BBO-Nick. There's no need of a password. But, of course, if you are logged in without password, you aren't able to change any personal information. Maybe, there are some other restrictions, but, anyway, at any rate it's possible to show the Bibo-Zahlen

2) If you have a password, you can log in with your BBO-Nick **AND** Password. In this case, you have "absolut control" of all functions of Bibo-Zahlen.de.

3) additional you've the possibility to log in as a "guest". (this is particularly necessary, if your BBO-Nick isn't registered in the bibo-database, or if you did never play bridge on BBO before). In this case, just enter "guest" (with lower cases) as BBO-Nick. No need of a password. The use of Bibo-Zahlen.de is possible in this case, but you won't be able to do much more, than showing Bibo-Zahlen.

STARTING Bibozahlen



After starting www.Bibo-Zahlen.de your first action is, selecting your language. There are two possibilities:

- English
- German

For selecting, just click on the corresponding flag. From this click on, the complete program will be displayed in the selected language.

There's only one exception: "Messages".

Private messages from other players will be shown in the language, they've been entered. So, it's of course possible to receive a french message, if someone wrote it to you in french language.

System messages normally are available in german and in english language. (for more information, see "System-messages")

After that, a small message-window is opening. Here you'll find an actually information. (Changes very often)



From this moment on, it's necessary, that your computer (Browser) accepts the so called "cookies". If your system won't accept "cookies", after pressing "start" you'll send to a info-site, where you can find information, how to set up your computer (browser), to accept cookies. Unfortunately, without accepting cookies, it isn't possible to use bibozahlen.de. So just, follow the instructions, how to set up your computer (browser), and enter Bibo-Zahlen.de again.

If your browser accepts the cookie, after pressing "start" you'll be send to the greeting page of Bibo-Zahlen.de. Here, you'll find some useful statistic information, before entering the actual database.



On the left side (blue window) you'll see the number of players, which are currently in the database. Also you'll see the number of countries, from where all these players come from, and, at least, the number of unique boards, which have been calculated so far for the Bibo-Zahlen.

After click on "Database-statistics", you'll receive three more statistics in a small window. These are:

1) Country-Overview, sort by number of players for each country in the database.

THE COUNTRIES
sort by number of players for each country

NO.	country	number of players
1	Turkey	3181
2	Germany	1910
3	Poland	1104
4	USA	1102
5	France	886
6	China	868
7	Italy	859
8	India	848
9	Bulgaria	625

→ CONTINUE with next statistic

2) country-overview sort by average-Bibozahl
(only countries with 10 or more players in the database are shown)

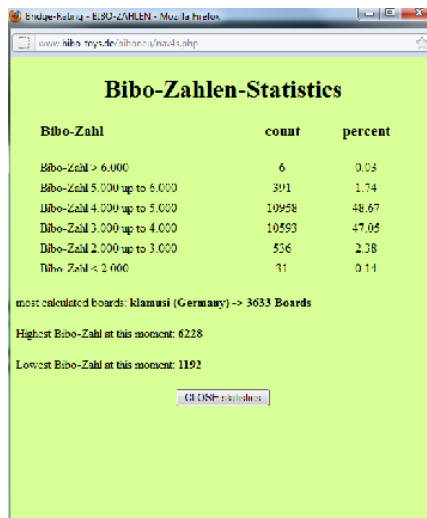
THE COUNTRIES
sort by average Bibo Zahl of each country
only countries, with 10 or more players in the database

NO.	country	average Bibo-Zahl
1	Ukraine (1 players)	4269
2	Ecuador (10 players)	4226
3	Macedonia (14 players)	4208
4	Iceland (37 players)	1161
5	Estonia (25 players)	1149
6	Slovakia (23 players)	4146
7	Croatia (31 players)	4133
8	Monaco (25 players)	4122
9	Singapore (27 players)	1118

→ CONTINUE with next statistic

3) Bibo-Zahl-overview by bibo-zahl- groups

You'll see here, how many very good players, how many strong players, how many weak players etc. are in the database



Bibo-Zahl	count	percent
Bibo-Zahl > 6.000	6	0,03
Bibo-Zahl 5.000 up to 6.000	391	1,74
Bibo-Zahl 4.000 up to 5.000	10958	48,67
Bibo-Zahl 3.000 up to 4.000	10593	47,05
Bibo-Zahl 2.000 up to 3.000	536	2,38
Bibo-Zahl < 2.000	31	0,14

most calculated boards: klanusi (Germany) -> 3633 Boards
Highest Bibo-Zahl at this moment: 6228
Lowest Bibo-Zahl at this moment: 1192

additional information

- a) The highest Bibo-Zahl
- b) The lowest Bibo-Zahl
- c) the player with the most calculated boards so far is named

On the right side (blue window) on top, you'll see the latest 10 tournaments, which have been calculated (you'll see the name, the date, and the Date/time, when it has been calculated)

In the middle, you'll find 2 technical informations (and again the info, about accepting cookies)

After clicking "Continue" theres once more a cookie-test, and, after you've passed this test (which will be normally ok, as you reached here so far) you'll see 2 hints, and after pressing start, you'll finally reach the LOG-IN



There are 3 different login-methods:

1. Login with BBO-Nick and Password

There are 2 requirements for this login-method:

- a) a bibo-zahl have been calculated so far, for your BBO-Nick
- b) of course you know your password

If you dont have a password so far, please log-in with your BBO-Nick, without a password.
(see log-in with BBO-Nick without Password)

2. Login with BBO-Nick without Password

You can log-in all the time also without a password (even, if you have one). If you don't have a password, and it's your first login without a password, a password will be automatically ordered.

We will send you the ordered password by BBO-Message-System (for security reasons).

(Please be patient, it may take some time, until you'll receive your password, because we have to do this manually)

3. login as a Gast. For this login-method, please enter "guest" (all lower case) as BBO-Nick, and leave the Password-field empty.

After log-in, a window will open (only, if not logged in as a guest), where you can see the number of messages , which are waiting for you, is shown.

Also you'll see a overview of all the messages (you'll see "sender", and the sending-date).

If this window doesn't open, there are 2 possible reasons:

a) there's no message available for you at this moment

b) the window has been blocked by your POPUP-Blocker. In this case, it would be a good idea, to deactivate the POPUP-Blocker (not generally, only for bibo-zahlen.de (normally, this option will be shown automaticly of your POPUP-Blocker)).

After starting Bibo-Zahlen.de again, the window will open.

If you dont like to do this, you can use the small yellow button on the bottom to open this window manually. (The button only exists, and showing the number of waiting messages, if there's at least one message waiting for you)

The message-window



There are 2 several kinds of messages:.

a) personal messages from other players

b) System-messages

You are only able to read messages from other players, if you are logged in with password. These messages are in favour of personal messages, such as greetings , asking for playing a tournament together, etc. With these messages you have the ability, to answer directly by clicking on the answer-button.

After maybe sending an answer to the message, you can

a) Delete the message

b) Save the message for later

If you save the message for later, it will be available next time, you open the message-window again. If you delete it, the message will be lost forever.

a message which isn't deleted will stay for 14 days within your message-box. After 14 days, it will be automated deleted by system. But, every time, you open this message, the staying time will be again 14 days, so, only if you don't take a look at this message for 14 days, it will be deleted by system.

System-messages are written in html-format. So they can contain f.e. pictures, links, sounds, etc. These messages can be shown also, if logged in without password, but in this case, you can't delete them. Answering on system-messages isn't available.

special thing with system-messages:

normally system-messages are available in english and in german language. You'll see the message in this language, which is set, when receiving the message. An afterwards translation isn't available. There are also system-messages, which are only available in one language. If this language is english or german, the message will only be shown, if you have set this language when starting Bibo-Zahlen.de. If the system-message is written in another language, f.e. spanish, it will only be shown, if the Bibo-Zahlen-user lives in a country, where this language is spoken. This could be f.e. an invitation to a spanish bridge tournament, or something else

The Main window

After closing the message window, you'll look at the main window. In the middle, you'll see the Bibo-Zahlen-Table. Your own nick will be shown in the middle of the table (blue).

You see your national ranking list. This means, the program has calculated your personal national ranking. For that reason, you'll only see players from your own country, which are ranked some ranks before and some ranks behind.

This table isn't the same, if you've logged in with or without password.

If you are logged in with password, all players, which are so called "minimal-players", aren't shown. (A minimal-player, is a player, which doesn't play very often, and, did play so far lower than 10 calculated boards, or did take part at only 1 tournament so far.)

If you are logged in without password, all players are shown, even the "minimal-players".

If you are logged in as a guest, you'll see the world ranking list, starting with position 1, including the minimal-players.

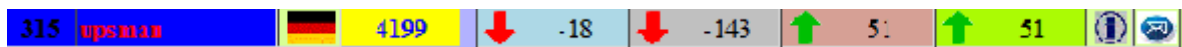
Attention: If the ranking list shows only players, with a flag with 3 question marks, this tells you, that the bibo-program doesn't know your living country at this moment. So, to get an reasonable ranking list, you should first enter your correct country, where you are from. (See: Entering personal data)








The table

before dealing with the table, you should adjust the table to your personal needs. (only available, if logged in with password). In standard, the table does have 8 rows. if the resolution of your monitor is big enough, you can increase this setting, f.e. to 20 rows. To do that, click on "settings" on the bottom left on the screen. In this opening window, you can change the number of rows which will be shown. After entering your password, the change will be made, and the table will be immediately shown with the entered number of rows. The best length will be, if the monitor is full, and you don't need to scroll all the time.

The button "settings" is also used, to change your Bibo-Zahl-Password. To change it, just enter a new password 2 times, and confirm with your old password. That's all. Of course, you can do both at one time, changing number of rows and set a new password.

The table-Information:



315	upsman		4199		-18		-143		51		51		
-----	--------	---	------	---	-----	---	------	--	----	---	----	---	---

every row of the table contains the following information:

- Nick-name of the player
- nationality of the player (shown by the flag of the country)
- the actual Bibo-Zahl of the player
- the latest 4 changes of the Bibo-Zahl of the player. The changes are shown by a number and an arrow. A green arrow indicates an improvement of the Bibo-Zahl, a red arrow indicates a deterioration of the bibo-zahl, a yellow arrow indicates a consistent performance.

If you move with your mouse over the number by the arrow, you'll see a small rectangle, within you'll see the name of the tournament, in which the corresponding scoring was made.

In some cases, this rectangle is empty. The reason for that is, that we didn't enter the tournament name into the database when starting with bibozahlen.de. So, therefore, if you'll see such an empty rectangle, it tells you, that this rating was made long time ago.

On the right side of each row, you'll see 2 small buttons: The INFO-Button and the MESSAGE-button

After clicking on the info-button, a new window will appear, where you'll find additional, personal information about the player (only available, if the named player has entered his personal information before), named in the row.

You'll also see the number of calculated Tournaments/Boards, which the player has played so far.

The screenshot shows a player profile for 'upsman' with a Bibo-Zahl of 4146. The player's personal information includes: first name 'Friedemann', last name 'Blumse', ZIP code '78661', and city 'Dienlengen'. The player's birthday is listed as '12.6.???' and their bridge club is 'nur Online-Spieler'. A table below the profile shows recent Bibo-Zahl changes:

BIBO-Nick	Bibo-Zahl	change	change	change	change
upsman	4146	-54	-18	-145	51

At the bottom of the page, it states: 'To beat this player in MP-Tournament, you (upsman) will need at least 50%!'

on the bottom, you'll see (only if not logged in as a guest) a percentage. This percentage indicates the percentage, you at least have to play in an MP-Tournament against this player, if you want to earn some bibo-rating-points.

Of course, this percentage is only theoretical, because you cannot play against one player alone, in Bridge, you should know, always 4 players are necessary to play a board.

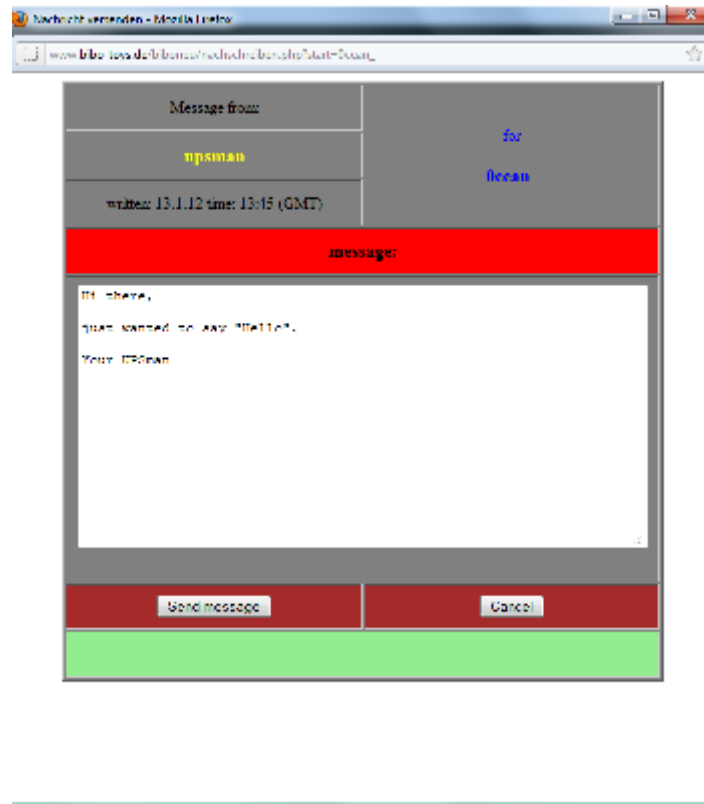
Though, it's an interesting value, because it goes down, if the shown players Bibo-Zahl is growing.

This is very interesting, it means, if you get a very strong opponent, you'll be able to earn some bibo-rating-points, even if your result is lower than 50%. So, on the other side, a player with a very high Bibo-Zahl needs more than 50% to beat a weak player. You see, if a top player makes only a little mistake, this will result in losing bibo-ranking-points, sure, that's hard, but he's a top-player, so he needs to play better than others!

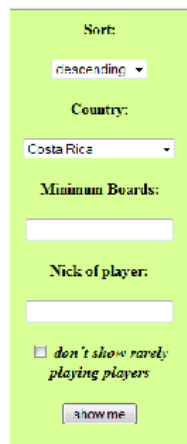
After clicking the message-button, the message-window will appear.

Here you can write a message for the named player, which will be shown to him, next time, he will log in to Bibo-Zahlen.de. And he can answer you, and so on.

Please think of the language, you will use for writing the message. You should select a language, the player, for whom the message will be, will understand. If you are not sure, which language should be used, use english, please.



The selection-menue on the left side



The image shows a selection menu with the following elements:

- Sort:** A dropdown menu currently set to "descending".
- Country:** A dropdown menu currently set to "Costa Rica".
- Minimum Boards:** An empty text input field.
- Nick of player:** An empty text input field.
- don't show rarely playing players*
-

Here, you can enter, which table should be shown to you.

The selections are:

a) Sorting: You can choose: Sort ascending or descending (by Bibo-Zahl)

b) country: Look for a specific country, to get a national ranking table, or choose "All countries" for a world ranking list .

c) Minimum Boards: You can only use this, if you are logged in with password. if you enter a number, only players, which have played at least your entered number of boards, will be displayed. The reason for this field is, that you can hide all players, which haven't played much calculated boards, because, the bibo-Zahl is much more accurate, if the player has played a big number of boards.

d) Name of the player: You can search for any player, all over the world. Just type in his nick, or if you dont know his nick exactly, type in only 2 or 3 beginning letters. The program will show all players, where the nick begins with your substring.

d) "don't show rarely plaing players": This option is only available, if you are logged in with password. (this option is automatically selected, when starting Bibo-Zahlen.de). Only Players who have played at least 10 Boards in at least 2 Tournaments will be shown.

Note:

a) The logged-in-player will always be shown, even, if he is a "minimal-player"

b) If you are searching for a player (indicated, by entering a string in the search-name-filed", the option "don't show rarely playing players" is automatically deactivated, even if the field is marked.

Enter your personal data:

To enter personal data, it's necessary, that you are logged in with BBO-Nick and Password

Search for your own nick in the database (f.e. by searchstring). Then click on your info-button. If you are logged in with password, you will see, in the middle of the window, a UPDATE-Button. If you click this button, another window will open, and you can fill in your personal data.

Mr./Mrs.:	Herr	first name:	Friedemann	last name:	Other
country:	Germany	ZIP code:	78661	city:	Diedingen
additional address line:	OT Irsingen	street:	Lehenbühlstr. 20		
Bridgeclub:	our Online-Spieler	E-Mail:	upsman@web.de		
upload picture (maybe new one) (only ".jpg" or ".gif") :	<input type="button" value="Durchsuchen..."/>				
birthday:	12	/	6	/	1964
	<input checked="" type="checkbox"/> check here, if you don't want to show your year of birth				
<input type="button" value="save changes"/>					

The following data can be entered:

- Adressform
- first name
- last name
- country
- ZIP Code
- city
- street
- second adress line
- Bridgeclub
- Email
- birthday
- a picture from you

the 3 data: adressform, second adress line and street are only for internal purposes (maybe we will send you a parcel, some time). They will not be shown to anybody, beside you.

theres some thing special with:

- country

You only can choose a country, which is in the list. If you are from another country, which is not in the list, you have to contact us first, and tell us your country. After we have entered your country in the country database, you will be able to select this country.

- birthday

additional to your birthday, you can hide your year of birth, that means, that only day and month of birth will be displayed, but not the year of birth. We know, that some older people dont like anybody knowing their real age. So, for this reason you can hide your year of birth, if you like.

- your picture

you can upload a picture of your choice, but normally this should be a picture of yourself. For internal purposes, only gif- and jpg-pictures are possible. To upload your picture, just press "search" and select the file, you want to send us.

IMPORTANT: The file, which you'll upload will not be displayed immediately. First, it will be send to us, for checking,if the file is ok, and if it doesn't contain any material, which is not free for the Youth. (I think, you'll understand that, because our sitet is open for everyone, even for kids, so, your file should not contain f.e. pornographic material. After we have checked your image, we will send you an message, that your picture will be displayed.

After clicking on the submit-button, all your entered data will be saved, and displayed immediately. (exception: your picture).